

Provided by: Mega Hertz 800-883-8839

sales@go2mhz.com www.go2mhz.com

Bringing Next Generation Video to Life!™



J7 BROADCAST

DVB-1700
DVB-ASI MONITOR

PRODUCT MANUAL

Contents

Product Overview	Page 2
User Controls	Page 3
Product Specification	Page 8
Installation and Setup	Page 9
Warranty Information	Page 10
Contact Detail	Page 11

Product Overview

The DVB-1700 is a unique 17" LCD monitor designed to assist Quality of Service (QoS) monitoring and fault finding activities through the ability to interpret and display compressed streams. Able to monitor and decode both MPEG2 and MPEG4 streams, the DVB-1700 is suitable for use in broadcast, cable, head-end and other similar environments.

The rack mounted 6U monitor provides a high resolution display of the compressed DVB-ASI stream with comprehensive user button functions to select the desired data for analysis. A selectable On Screen Display provides summary information as to the content of the ASI stream, the programs contained in the stream and the audio and video content.

The DVB-1700 provides a re-clocked output to allow it to be daisy-chained into the environment. The monitor can display both 4:3 and 16:9 formats. A serial port provides for field software upgrades for corrections and to add new features.

Other standard features include built in color bars for reference, an automatic function to continuously scan and display all programs, and large format on screen displays of video and audio information summaries.



Power

Primary Power Switch

Note: The power switch shuts off the display, but does not drop power on the monitor logic. This is done to maintain the re-clocked output of the ASI stream.



ASI Select

Selects ASI Input

Note: The ASI_SEL is non-functional on the DVB-1700 monitor. On models equipped with dual ASI inputs, the button will toggle between the two inputs.



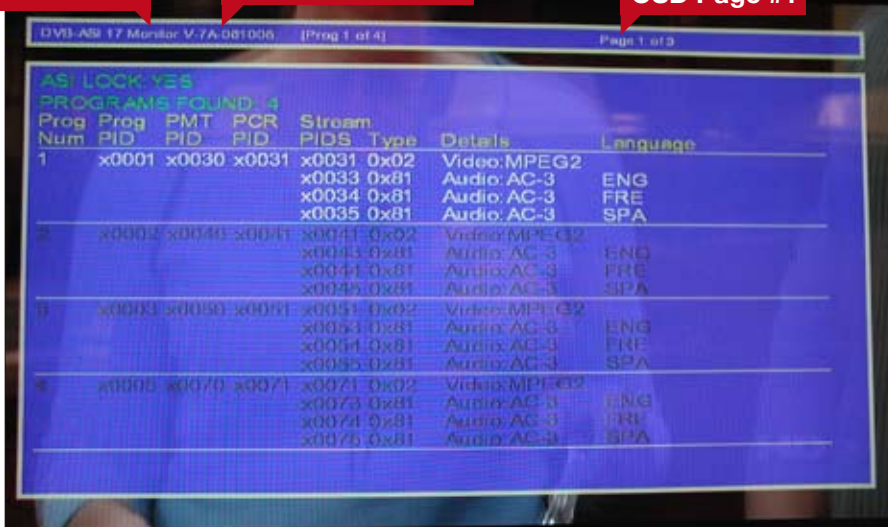
OSD_EN

(On Screen Display) - Page 1 of 3

Monitor Model #

Software Revision

OSD Page #1



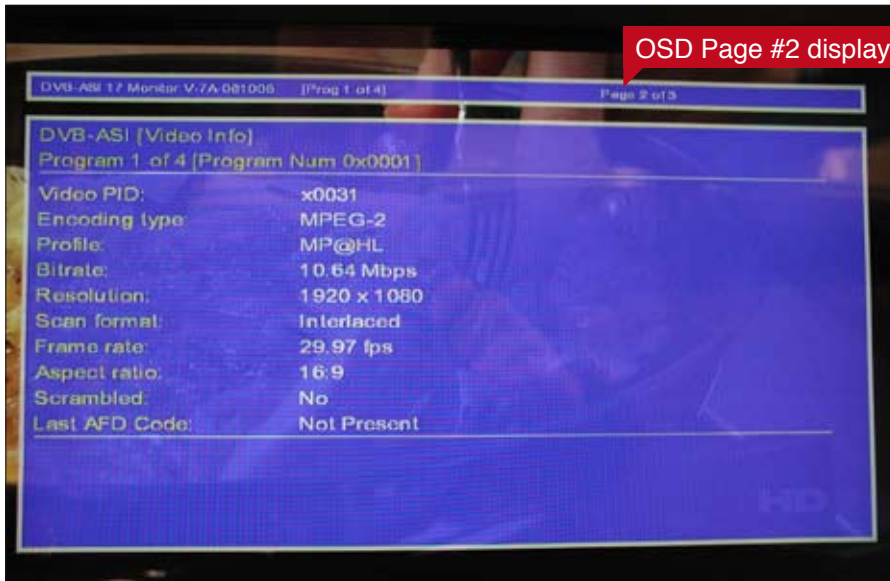
WHERE:

- Prog Num Number of the program within the data stream
- Prog PID Program package Identifier
- PMT PID Program Map Table package identifier
- PCR PID Program Clock Reference package identifier
- Stream PIDS Packet identifier within the stream
- Stream Type Stream identifier
- Details Defines format of video and audio stream
- Language Language identifier



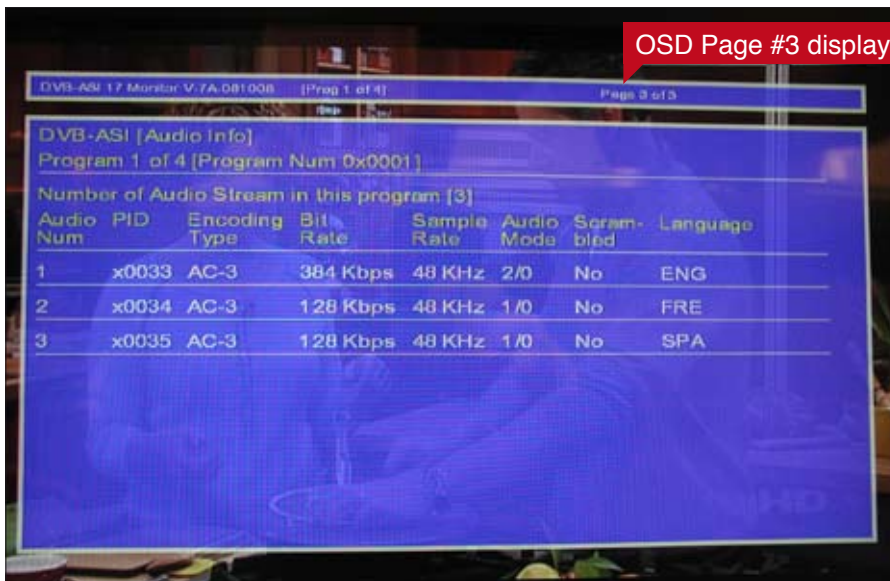
NXT_PAGE

Next Page - Page 2 of 3



NXT_PAGE

Next Page - Display Page 3 of 3





NXT_PROG

Next Program - Advances the program selection



FRAME

Frame - enables frame marker display



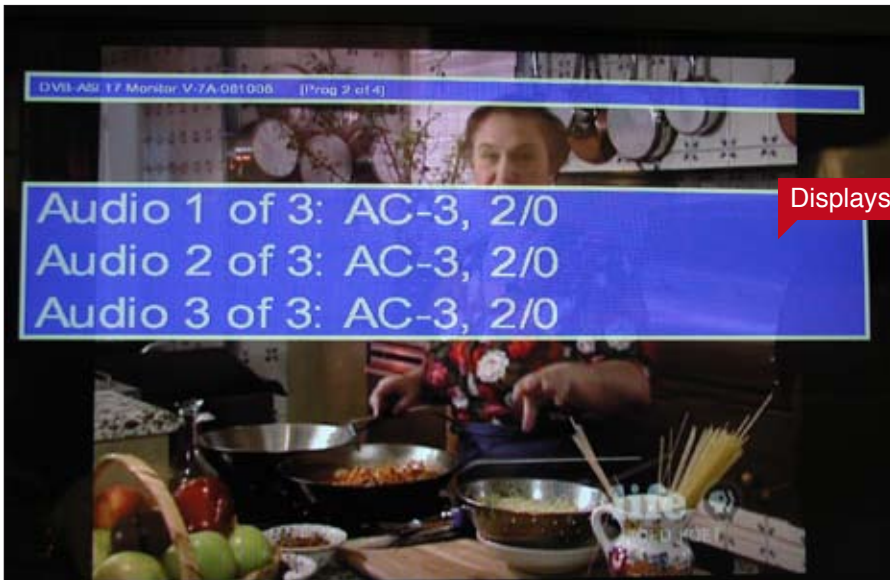


J7 BROADCAST



AUDIO

Audio - Displays audio summary



Displays audio summary in large format



VIDEO

Video - Displays video summary



Displays video summary in large format



AUTO


Auto - cycles through all programs automatically

The Auto button is a toggle function. When set to on, it will cycle through the all of the programs in the stream, staying on each program for a few seconds before advancing. The Auto function will operate with the OSD function enabled or disabled.



BARS

Bars - Display colour bar test pattern





J7 BROADCAST

Product Specification

17" LCD display

Resolution: WXGA, 1280 x 768

Brightness: 450 cd/m²

Contrast: 400:1

Color: 16.7m

Viewing Angle: 176° Horizontal 176° Vertical

Display Formats

4:3

Center Cut Format

15:9

16:9

AFD (Automatic Format Descriptor)

Input Formats

DTV - SD & HD Formats

On Screen Display

Current Active Program Display

Number of Programs in Stream

ASI Status

Video Format and Bit Rate

Audio Format and Bit Rate

Rear Panel Connectors

1 x 75 ohm BNC Connector – ASI Input

1 x 75 ohm BNC Connector – Loop Through

DB9 RS232C Serial Port - Firmware Upgrade Port

2 Pin Locking Connector - +24Volt DC input

Controls

Illuminated Push Buttons

Power On/Off

ASI #1 ASI #2 Select

OSD On/Off

Next Page

Next Program

Frame Marker On/4:3/16:9/15:9/Off

Closed Caption On/Off

Spare

Certifications

CE Certification

UL Safety Certified

Physical

Height: 6U 26.6cm 10.5"

Width 48cm 18.9"

Depth 7.5cm 3.0"

Weight 7K 15lbs

Environmental

Operating Temperature 0°C to 50°C

Storage Temperature -25°C to 65°C



J7 BROADCAST

Installation & Setup

Unpacking:

The DVB-1700 monitor is shipped in a double carton to limit possible damage during shipping.

The external carton should be examined for damage prior to unpacking the unit, since any shipping damage claim will need to be made with the freight carrier.

Open the cartons and ensure that the following items are included:

- DVB-1700 Monitor
- 4A power supply
- Manual

If the any of the components are missing or damaged, then contact your local reseller.

Installation:

The DVB-1700 is designed to install into a standard 17' rack system. Once mounted in the rack, power on the unit by connecting the screw-lock power connector on the power supply to the connector on the back of the monitor.

Power on the monitor by connecting the power supply to a suitable A/C outlet. The monitor will power on automatically after about 10 seconds. At that time a diagnostic action will sequentially light all of the LED buttons and then turn on the LCD display.

If there is no DVB-ASI input connected, then the monitor will display the mode number, the software version number and a message on the blue screen indicating "DVB-ASI Unlocked".

Connect a valid DVB-ASI input and the appropriate picture will be displayed.



J7 BROADCAST

Warranty

The products are warranted against defects in workmanship and material for a period of three (3) year from the date of purchase provided no modifications are made to it and it is operated under normal conditions and in compliance with the instruction manual.

The warranty does not apply to:

- Product that has been installed incorrectly, this specifically includes but is not limited to cases where electrical short circuit is caused.
- Product that has been altered or repaired except by the manufacturer (or with the manufacturer's consent).
- Product that has subjected to misuse, accidents, abuse, negligence or unusual stress whether physical or electrical.
- Ordinary wear and tear.

Except for the above express warranties, the manufacturer disclaims all warranties on products furnished hereunder, including all implied warranties of merchantability and fitness for a particular application or purpose. The stated express warranties are in lieu of all obligations or liabilities on the part of the manufacturer for damages, including but not limited to special, indirect consequential damages arising out of or in connection with the use of or performance of the products.

CAUTION

Whilst care has been taken to provide as much detail as possible for use of this product it cannot be relied upon as an exhaustive source of information. This product is for use by suitably qualified persons who understand the nature of the work they are doing and are able to take suitable precautions and design and produce a product that is safe and meets regulatory requirements.

LIMITATION OF LIABILITY

The manufacturer's liability for damages to customer or others resulting from the use of any product supplied hereunder shall in no event exceed the purchase price of said product.

TRADEMARKS

The following are trademarks of J7 Broadcast Ltd:

- J7 Broadcast
- DVB-1700